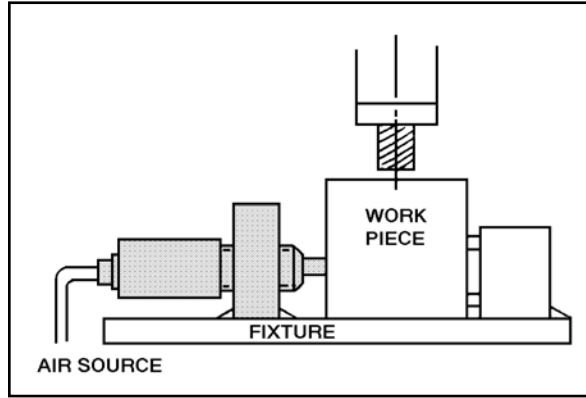
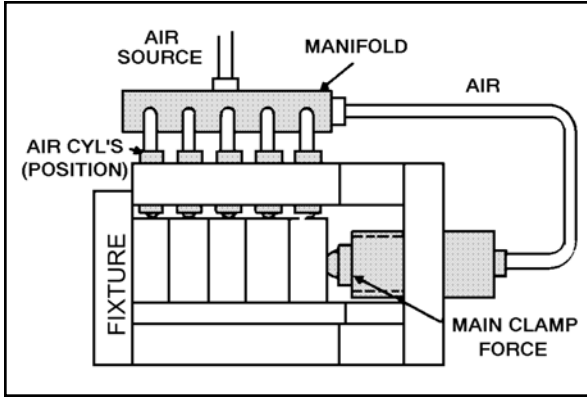


Intensifier Cylinder Applications

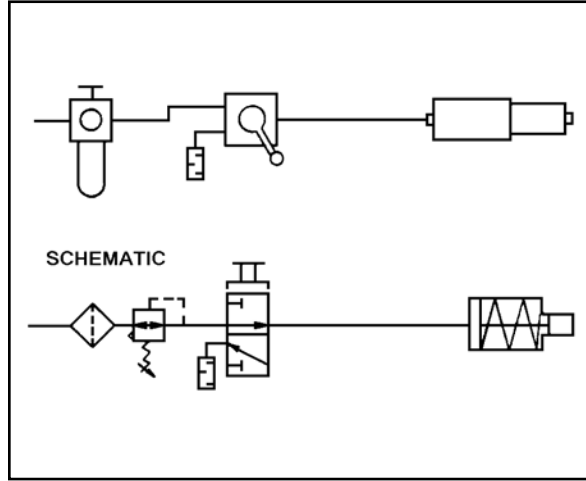
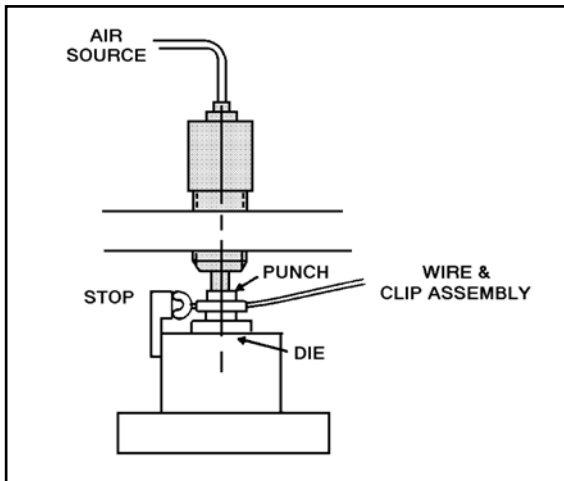


Positioning

A series of plates are gang loaded into the fixture. Air operation of the intensifier assures fast and positive positioning of the plates, after which the multiple hydraulic cylinders are used to clamp.

Clamping

Installed in a Jergens Mounting Bracket, the Intensifier Cylinder provides efficient, versatile, yet economical clamping.



Crimping

The intensifiers may be installed at any attitude. Mounted in a vertical attitude (as shown), up to 1 1/2 tons of force is available for crimping, punching, or notching.

Circuit Diagrams

A filter/regulator and a 3-way hand valve are all that is required to control an Intensifier Cylinder. Installation is as simple as an air cylinder but the resulting force is much greater.